



Leadax[®]

The new lead

Leadax takes the lead

[leadax.com](https://www.leadax.com)

Made in the Netherlands



The second generation lead alternative

LEADAX IS THE FIRST LEAD ALTERNATIVE IN THE WORLD WITH THE SAME PROPERTIES AS TRADITIONAL LEAD. LEADAX IS NOT HARMFUL TO HEALTH OR THE ENVIRONMENT. A SECOND GENERATION LEAD ALTERNATIVE WHICH IS NOT ONLY EASIER TO USE BUT ALSO EASIER ON YOUR POCKET.

Better than the original

The makers of Leadax have extensive experience in the production of lead alternatives and know exactly what you as a professional expect from such a product. They have now developed a product that matches the unique characteristics of original lead.

Leadax takes the lead

Want to know more about the new generation of lead replacement?
www.leadax.com

Leadax replaces lead without the need for compromise. From cavity walls to chimneys, Leadax is used and processed in exactly the same way as lead - without compromise!

For the uncompromising professional

LEADAX MEETS ALL THE REQUIREMENTS THAT YOU NEED AS A CONSTRUCTION PROFESSIONAL.

Independent tests have shown that Leadax has the same waterproofing properties as traditional lead and can be applied by hand in even the most extreme weather conditions. It is available in longer roll lengths and widths which means it is quick to install. Leadax also leaves no staining on roof tiles and is guaranteed to last for 20 years.

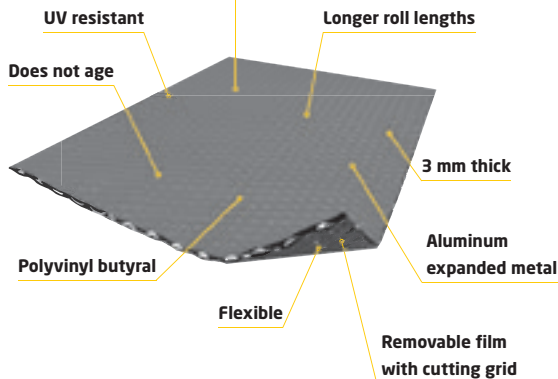
Material

Aluminium expanded metal on both sides with a layer of modified polyvinyl butyral, with a removable protective film on either side of the product. Leadax is patented.

Colours and sizes

Roll lengths of 6 and 12 metres (3.85 kg per square metre and thus 75% lighter than 18 pounds or code 4 lead). Comes in lead grey as standard. Available in black, roof tile red and other colours on request.

Protective film to be removed



Convenient carrying strap

60 cm	24"
50 cm	20"
45 cm	18"
40 cm	16"
33 cm	13"
30 cm	12"
25 cm	10"
20 cm	8"
15 cm	6"

The superior features of Leadax

LEADAX IS THE FIRST LEAD ALTERNATIVE IN THE WORLD THAT DOES NOT REQUIRE YOU AS A PROFESSIONAL TO MAKE ANY CONCESSIONS. LEADAX HAS THE SAME UNIQUE PROPERTIES AS TRADITIONAL WATER-RESISTANT MATERIALS SUCH AS LEAD AND ZINC, WITHOUT HAVING TO COMPROMISE ON QUALITY, FLEXIBILITY OR PRICE. FROM CAVITY WALLS TO CHIMNEYS, LEADAX IS APPLIED IN EXACTLY THE SAME WAY AS LEAD.



Cheaper

Leadax is cheaper to buy than traditional lead. And because Leadax is also faster to install, this leads to lower installation costs.



A non-toxic and sustainable product

Unlike traditional water-resistant materials, Leadax does not contain any heavy metals.



Circular material

The basic raw material is recycled PVB. PVB is the foil that is used in laminated glass (e.g. car windows or safety glass).




Light weight

Leadax is lighter than lead and therefore easier to use.




Longer roll lengths

Leadax is available in longer strips. So you can seal larger areas with less overlap, saving you materials and time.

A close-up photograph of a man with long, light-colored hair and a beard, wearing a black t-shirt. He is leaning over a roof, working on a textured surface. His arms are covered in tattoos, including a large star on his right forearm and various designs on his left forearm. The background is bright and slightly blurred, suggesting an outdoor setting. A yellow diagonal graphic element is present in the bottom right corner.

“The makers of Leadax
have come up with a lead
alternative that is better
than the original”



“Leadax is made of a circular material and is fully recyclable. That makes it a 100% sustainable product”



Add colour to your design

Leadax comes in lead grey as standard. However the product is also available in black, roof tile red and different colours are available, such as copper.



Durable

Leadax has the same natural look as traditional sheet lead, however it leaves no staining on roof tiles or masonry. The life expectancy is at least 20 years.



Certified

Leadax has been certified by BBA & KIWA.



Using Leadax

FROM CAVITY WALLS TO CHIMNEYS

1

Leadax can be used as a water barrier in (cavity) walls and under casings.

2

At the intersection between chimney bases and roof tiles.

3

At chimney flashings to provide a water barrier.

4

Leadax can be applied to the base of dormers and skylights as a waterproofing layer and at the joint between dormer side walls and tiled roofs.

5

As a watertight connection between an outside wall and an extension. Use Leadax masonry clips to attach Leadax to masonry joints.

6

Leadax can be used as valley gutters and waterproofing on the ridges of (tiled) roofs.



3

2

6

4

1

5

Application tips

- ◆ Leadax can be used at temperatures as low as -20°C
- ◆ Use a sharp knife or Leadax scissors to cut the product to size. The back of the product is covered in removable film with a handy 5x5 cm grid to make cutting the product to size simple and efficient.
- ◆ The product can be attached to masonry joints with Leadax fixing clips.
- ◆ After application, remove the protective film from the top and bottom sides of the product.
- ◆ If Leadax is used in masonry joints, you can leave some of the film on the top side of the product in place until after the pointing, so you have a clean end result with no mortar on the product.
- ◆ Use the Leadax roller to wrap the product around the base of roof tiles or to mould it around details.
- ◆ In areas that are extremely windy or where strong winds are expected, we recommend fixing Leadax in place with Leadax Sealant.
- ◆ If you want to create an overlap, use at least 60 mm of Leadax Sealant.
- ◆ Leadax is suitable for hot-air welding. Depending on the ambient temperature and the temperature of the product and base material, the recommended welding temperature is 400°C . First make a test weld to create a seam of the required thickness. The recommended overlap is 60 mm. Use the Leadax roller to compress the weld.
- ◆ Download the datasheet at leadax.com

Accessories



Leadax Sealant

All-purpose adhesive for fixing Leadax to the base material or for overlapping.



Leadax scissors

Cut Leadax to size quickly and easily.



Leadax roller

Mould Leadax around roof tiles or difficult details. Easy to use for professional results.



Leadax fixing clips

For use with above-ground masonry. Leadax fixing clips allow you to attach Leadax into masonry joints quickly and easily.

Leadax[®]



Quick and easy



Longer roll lengths



Lightweight



Flexible



No scrap value



Certified



Sustainable



Affordable



Non-toxic



-50°C / +100°C



Range of colours



Durable



Circular material

Leadax is the first lead alternative in the world with the same unique properties as traditional lead. Leadax is not harmful to health or the environment. A new generation of lead alternative which is not only easier to use but also easier on your pocket.



Official dealer: