

**NEW**

PUSH-FIT SINGLE SOCKET RODDABLE GULLIES

- Fits closer to the wall
- Quick and easy to install
- Easy access for maintenance
- Choice of grids
- Cost effective

Easy access

The roddable 90° outlet and removable insert make cleaning and maintenance straightforward.

Cost-effective

Costs less than double-socket versions and installers have the potential to save on installation costs too.

Design

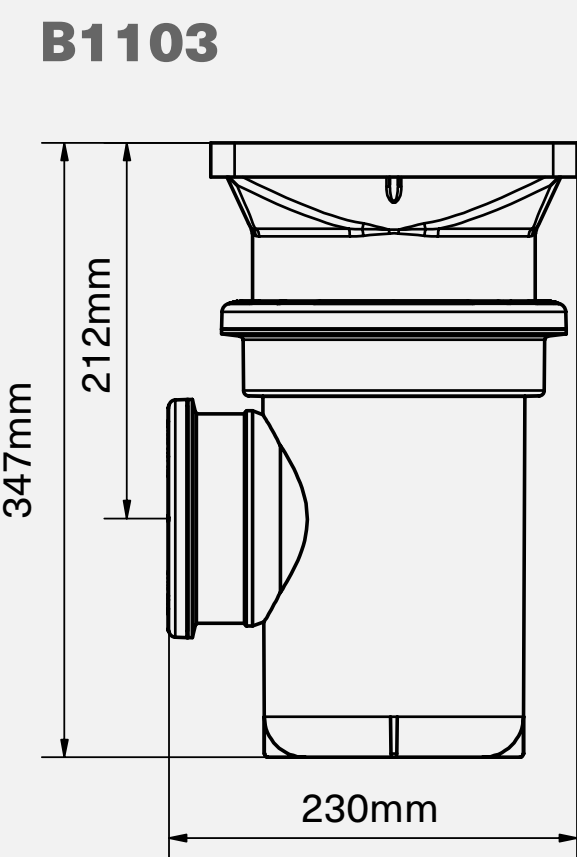
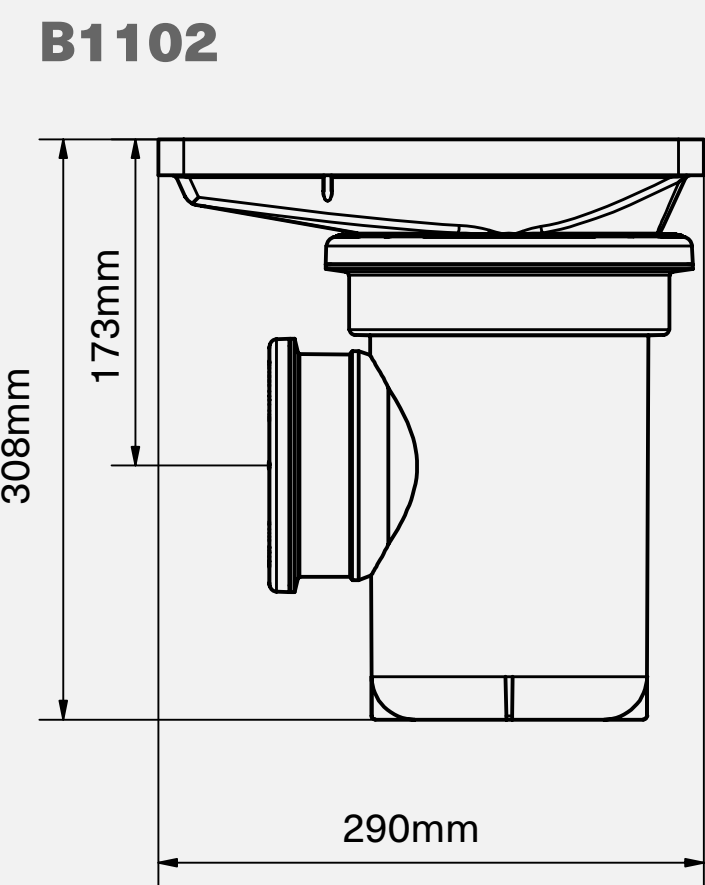
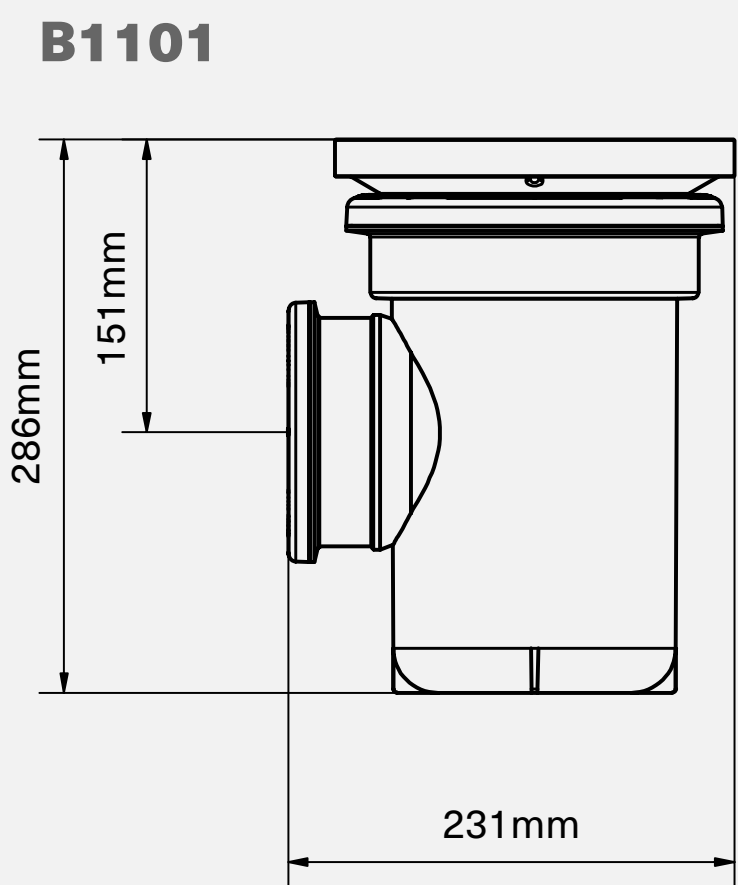
Allows closer fitting to the wall on some applications.

Eco-friendly

Made from 100% externally sourced recycled polymers.

Choice

Available with a round, rectangular or square grid.



**Push-Fit Single
Socket Roddable Gullies:**

Product Code	Description
B1101	Push-Fit Single Socket Roddable Gully with Round Grid
B1102	Push-Fit Single Socket Roddable Gully with Rectangular Grid
B1103	Push-Fit Single Socket Roddable Gully with Square Grid

**Brett Martin’s gullies
range also includes:**

- Back inlet roddable gullies
- Road gullies
- Tubular gullies
- Yard gully
- Gully hoppers
- Grids
- Sealing plates

For further information, please contact your sales representative.